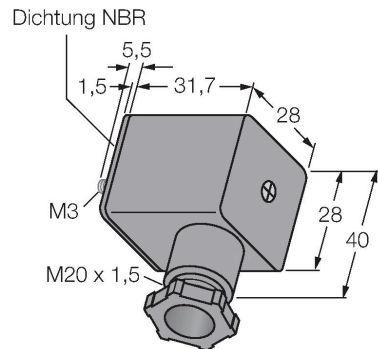


# VC-AC21-0.220-K

## Field-Wireable Connector – Design A

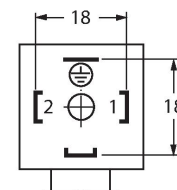


### Features




- Screw-clamp terminal
- 2-pin + PE
- Cable feedthrough: 6...8 mm
- Conductor cross-section: 3 × 1 mm<sup>2</sup>
- Central screw: M3 × 33.5
- Screw-in thread: M20 × 1.5
- Protection class: IP65
- Scope of delivery:
  - Valve connector, central screw, pressure screw, seal, sealing ring and pressure ring

### Contact assignment



### Circuit Diagram



### Technical data

Type	VC-AC21-0.220-K
ID	8028723
Connector A	Valve connector, Design A
Number of pins	2+PE
Contacts	Metal
Contact carriers	Plastic, PA6 GF30, Black
Connector body	Plastic, PA6 GF30, Black
Protective component	without protective circuitry
Seal	NBR
Screw-in thread	M20 × 1.5
External diameter of the cable	6...8 mm
Core cross-section/Clamping ability	0.25...1 mm <sup>2</sup>
Connection mode	Screw/clamp connection
Mechanical lifespan	> 50 Mating cycles
Protection class	IP65, (mounted)
Electrical properties at +20 °C	
Rated voltage	250 V
Current	10 A
Insulation resistance	≥ 10 <sup>8</sup> Ω
Mechanical and chemical properties	
Ambient temperature (fixed)	-25...+80 °C